



Meet the Eurobarometer

Meet the Experts – GESIS online talks

Augmenting survey data by linking and harmonization

Boris Heizmann, 30. March 2023

Speaker



Dr. Boris Heizmann

- Since 2016 Head of Eurobarometer Dataservice at GESIS
- 2012-2016 Post-Doc at the University of Hamburg
- PhD in Sociology at the University of Jena (2012)
- Diploma in Sociology at the Free University Berlin (2007)
- Research interests: Migration-related attitudes, immigrant integration, comparative research
- Contact: boris.heizmann@gesis.org

Outline of the presentation

- Background and History
- Standard and Special Eurobarometer
- Flash Eurobarometer
- Eurobarometer on the Web
- Data linking and the Eurobarometer

Background and history of the Eurobarometer

Eurobarometer – The mission

- From Standard Eurobarometer 1 (1974):

“Just as a barometer can be used to measure the atmospheric pressure and thus to give a short-range weather forecast, this Euro-barometer can be used to observe, and to some extent forecast, public attitudes towards the most important current events connected directly or indirectly with the development of the European Community and the unification of Europe.”
(Commission of the European Communities 1974:1)

THE MOST IMPORTANT PROBLEM AT THE PRESENT TIME : INFLATION (Ibid.: 4)

The Eurobarometer timeline

- 1962 Attitudes towards Europe
- 1970-1973: European Communities Studies
- Since 1974: Standard & Special Eurobarometer
- Since 1989: Flash Eurobarometer
- 1990-1997: Central & Eastern Eurobarometer
- 2000-2004: Candidate Countries Eurobarometer
- 2020: European Parliament COVID-19 Surveys

Standard and Special Eurobarometer

Standard and Special Eurobarometer

- Standard Eurobarometer: Strong focus on EU-related issues / European Integration
 - Requested and coordinated by the European Commission
 - Highly standardized, many repeated questions and long trends
 - Includes candidate and EFTA countries
 - Two surveys per year
- Special Eurobarometer: Additional surveys which cover a wide range of current topics
 - Requested by Directorate-Generals of the European Commission (e.g. Directorate-General for Climate Action) or the European Parliament (e.g. Parlemeter surveys)
 - Usually only the EU member states are surveyed
 - Ca. six surveys per year
- Ca. 240 surveys at GESIS, access free of charge
- Mirrored at the ICPSR: <https://www.icpsr.umich.edu/web/ICPSR/series/26>



Standard and Special Eurobarometer

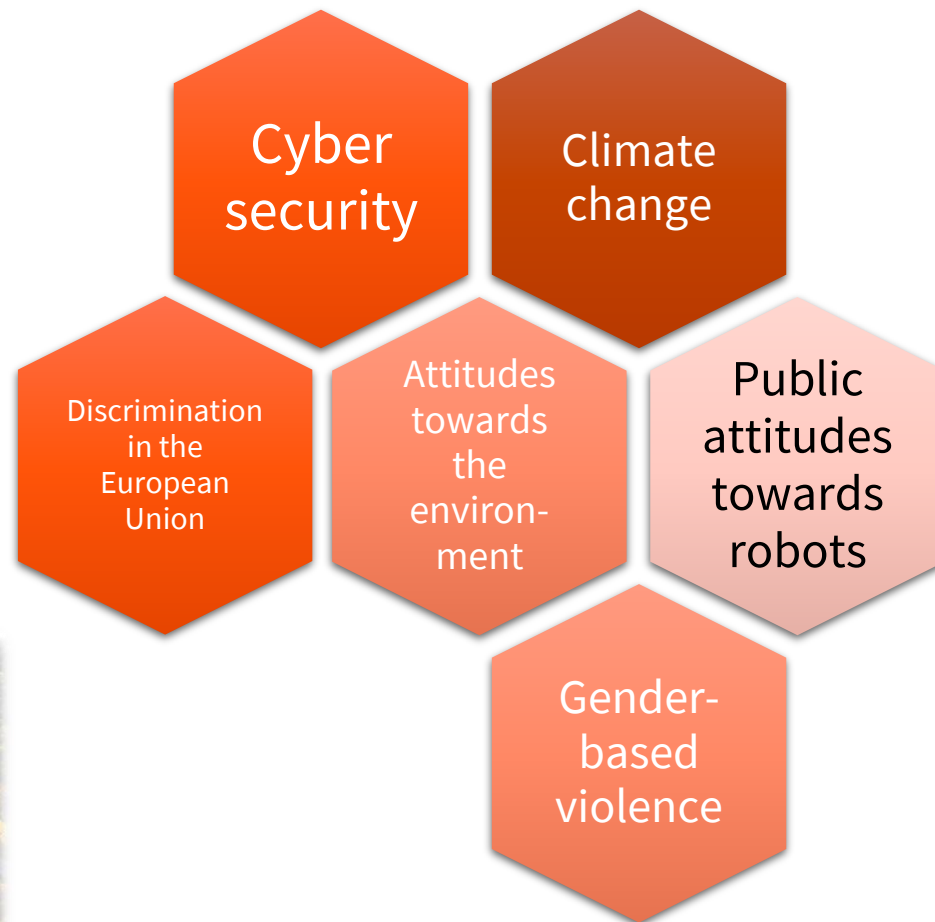
- Methodology
 - Multi-stage, random (probability) sample; sampling points drawn systematically from "administrative regional units", after stratification by individual unit and type of area; Random route procedures
(For deviations see Technical Specifications in the bilingual questionnaire)
 - Face to Face CAPI (additional modes during COVID-19 pandemic)
 - Ca. 1000 interviews per country (500 for small countries), national language
 - EU/national citizens aged 15+
 - Field phase of ca. four weeks
 - Cross-section



Standard Eurobarometer – Exemplary topics



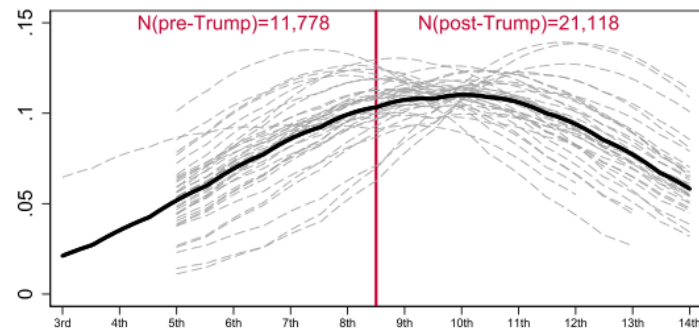
Special Eurobarometer – Exemplary topics



Example from research

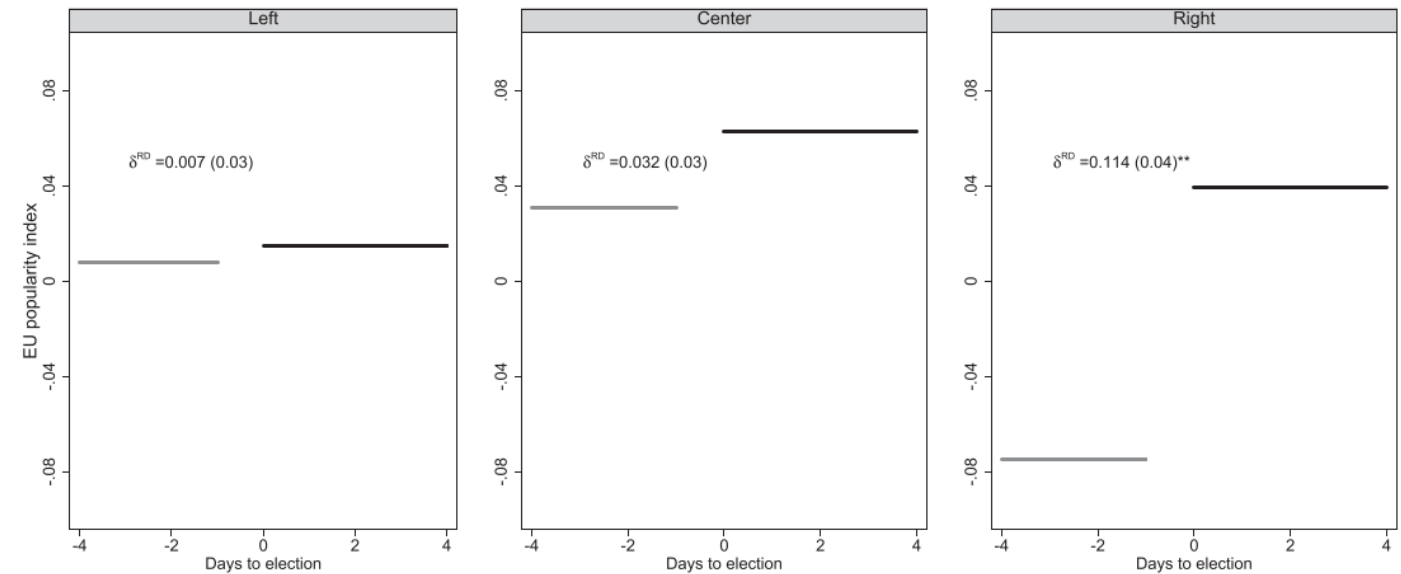
- Minkus et al. (2019): "A Trump effect on the EU's popularity? The US Presidential Election as a Natural Experiment." Perspectives on Politics.

Figure 2
Relative frequency of observations (Eurobarometer 86.2)



Dashed lines in Figure 2 denote all countries available in Eurobarometer 86.2, solid line denotes their average. Deviations to the actual final sample exist (refer to the Data and Sample section).

Figure 5
Treatment effect of the U.S. presidential election; subgroup analysis by *partisanship*



Note: Based on the regressions presented in table A2. Control variables, including the country dummies, are set at their mean value.
* $p < 0.05$, ** $p < 0.01$, *** $p < 0.001$.

Flash Eurobarometer

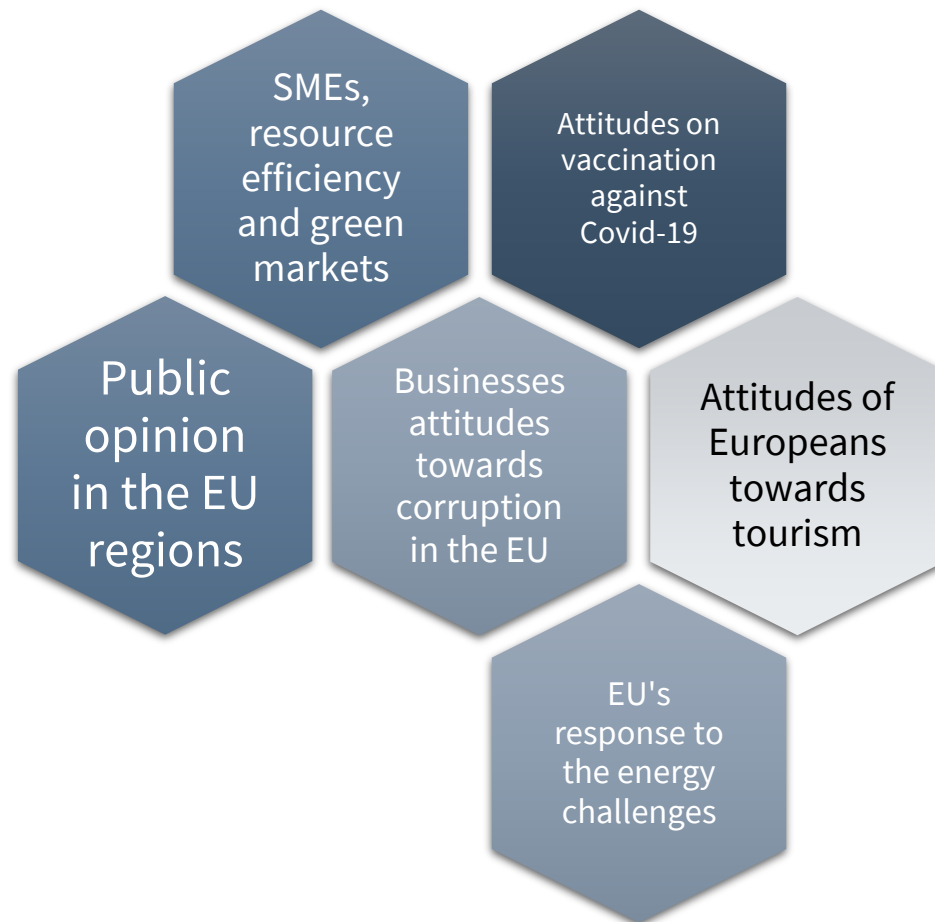
Flash Eurobarometer

- Short questionnaires, focus on specific topic
- Surveys requested by Directorate-Generals of the European Commission and the European Parliament
- On average ca. 11 waves per year (GESIS data catalogue)

- Units of analysis: Individuals or firms
- Telephone (random-digit-dialling) or web-based survey (access panel), in national language
- EU/national citizens aged 15+ (at times also samples outside of the EU)
- Samples: Up to 1000/country (individuals) or 500 firms
- Field phase of ca. one week
- Cross-section

- Ca. 500 Flash Eurobarometer surveys at GESIS, access free of charge

Flash Eurobarometer – Exemplary topics



Example from research

- Sandu (2023). "Contextualising planned behaviours to the vaccination against COVID-19 in the European Union." *International Sociology*.

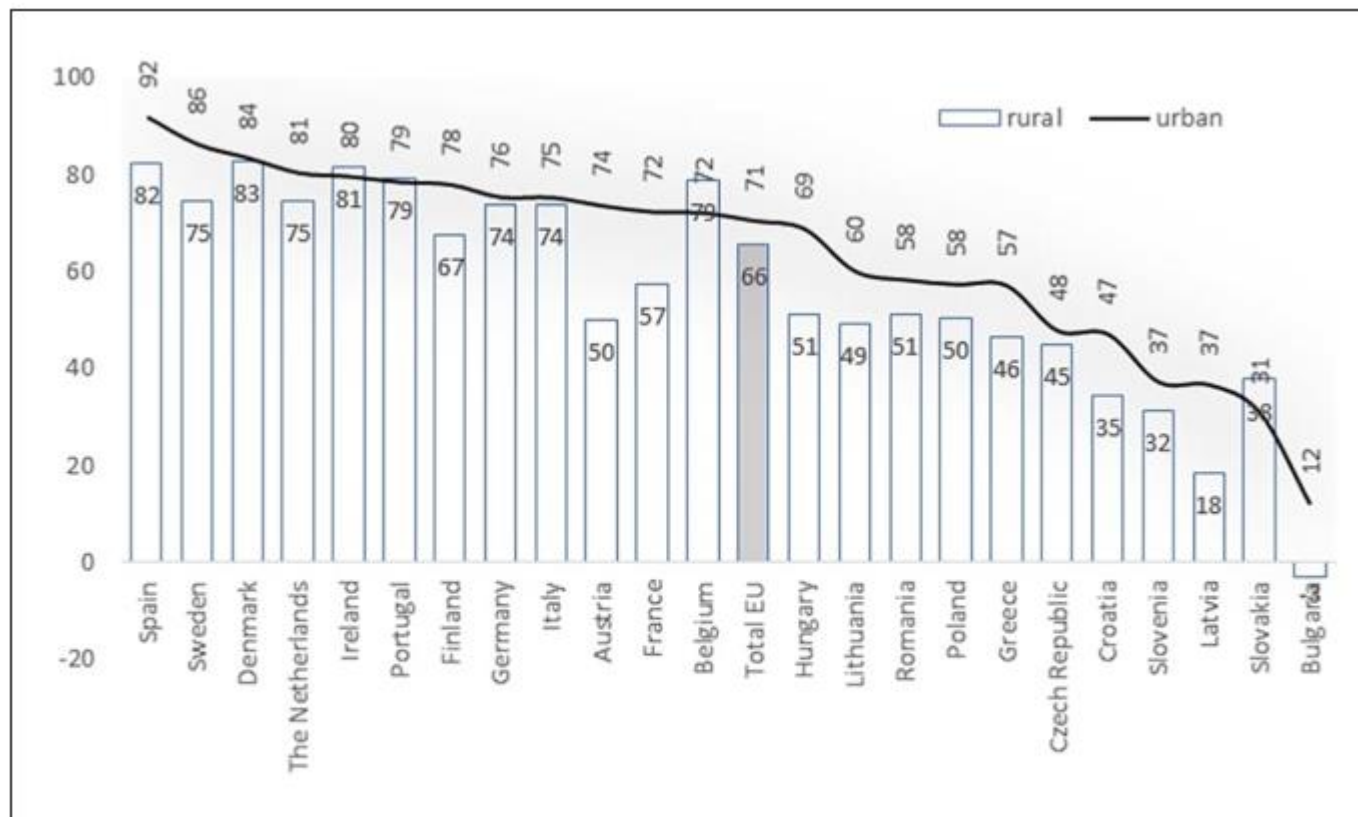


Figure 2. Dominant orientation on anti-C19 vaccination by rural and urban areas in EU countries (%).

Data source: Flash Eurobarometer 494. The figures in the diagram represent the index of dominant orientation on C19 vaccination = (% positive orientation - % negative orientation) × (100 - DK) / 100. The positive

Example from research

- Sandu (2023). "Contextualising planned behaviours to the vaccination against COVID-19 in the European Union." International Sociology.

Table 1. Profiles of European Union countries by patterns of orientation to the vaccination against C19.

Types	Sub-types	Clusters of similar countries by vaccination behaviours	'When would you like to get vaccinated against COVID-19?'					
			Never	Later	Do not know	Sometime in 2021	Soon	Already vaccinated
Controversy societies	Polarised between vaccinated and antivaxxers	FR AT HU	6.0	3.1	3.7	-2.2	-19.1	12.8
	Large share of antivaxxers	LV SI	5.4	3.8	3.0	.3	-5.8	-1.2
	Between never and undecided	LT PL	9.6	.5	10.0	.1	-9.4	-1.9
	A high controversy society	RO	3.4	3.7	3.8	3.3	-14.2	5.9
Antivaxxers orientation	Controversy with high share of antivaxxers	SK HR BG	12.3	10.3	3.7	5.8	-11.5	-6.8
	Prevalent antivaxxers orientation	GR	2.5	4.6	-9	3.0	-2.9	-2.4
	High antivaxxer orientation	CZ	5.7	3.9	-6	-5	-1.4	-3.3
Provaccination	Provaccination orientation	DK FI PT	-5.4	-9	-2.3	7.5	4.2	-3.9
	High intentions to provaccination	IE NL SE ES IT	-14.6	-6.7	-6.4	1.3	26.1	-10.9
	Unconditional provaccination	BE DE	-4.7	-5.8	-5.8	-8.7	8.2	6.1

Eurobarometer on the Web

The European Commission / European Parliament Eurobarometer homepage



EN English

Search

Eurobarometer

[Home](#) [Browse all surveys](#) [Browse by category](#) [About Eurobarometer](#)

Eurobarometer

Public Opinion in the European Union

Latest Surveys & Publications

3 latest surveys

SOCIAL ENTREPRENEURSHIP AND YOUTH | March 2023 | EUROPEAN COMMISSION

Social entrepreneurship and youth

46% of young people aged 15-30 in the EU would consider setting up their own business, only few have taken active steps to do so. Lack of capital or resources, financial risks and insufficient knowledge and entrepreneurship skills were found as the main barriers to young people becoming entrepreneurs. In addition, only one-third of young people were familiar with the concept of social entrepreneurship.

STANDARD EUROBAROMETER | February 2023 | EUROPEAN COMMISSION

[Standard Eurobarometer 98 - Winter 2022-2023](#)

[Dataset](#)

Special Eurobarometer EB042EP : EP Autumn 2022 Survey: Parlemeter



European Parliament

[Dataset](#)[Quality](#)[Similar datasets](#)[Dataset feed](#)[Linked data](#) ▾[Cite](#) ▾

The global polycrisis presents citizens with multiple, profound challenges. The European Parliament's Autumn 2022 Eurobarometer Survey clearly spells them out and demonstrates the substantial impact of the cost-of-living crisis on daily life. Yet, despite these worries, support for the EU remains high.

Processed data

Processed data files for the Eurobarometer surveys are published in .xlsx format.

- **Volume A "Countries/EU"** The file contains frequencies and means or other synthetic indicators including elementary bivariate statistics describing distribution patterns of (weighted) replies for each country or territory and for (weighted) EU results.
- **Volume AP "Trends"** The file compares to previous poll in (weighted) frequencies and means (or other synthetic indicators including elementary bivariate statistics

Landing Page

http://data.europa.eu/euodp/en/data/dataset/S2932_98_1_EB042EP_ENG

Languages

English

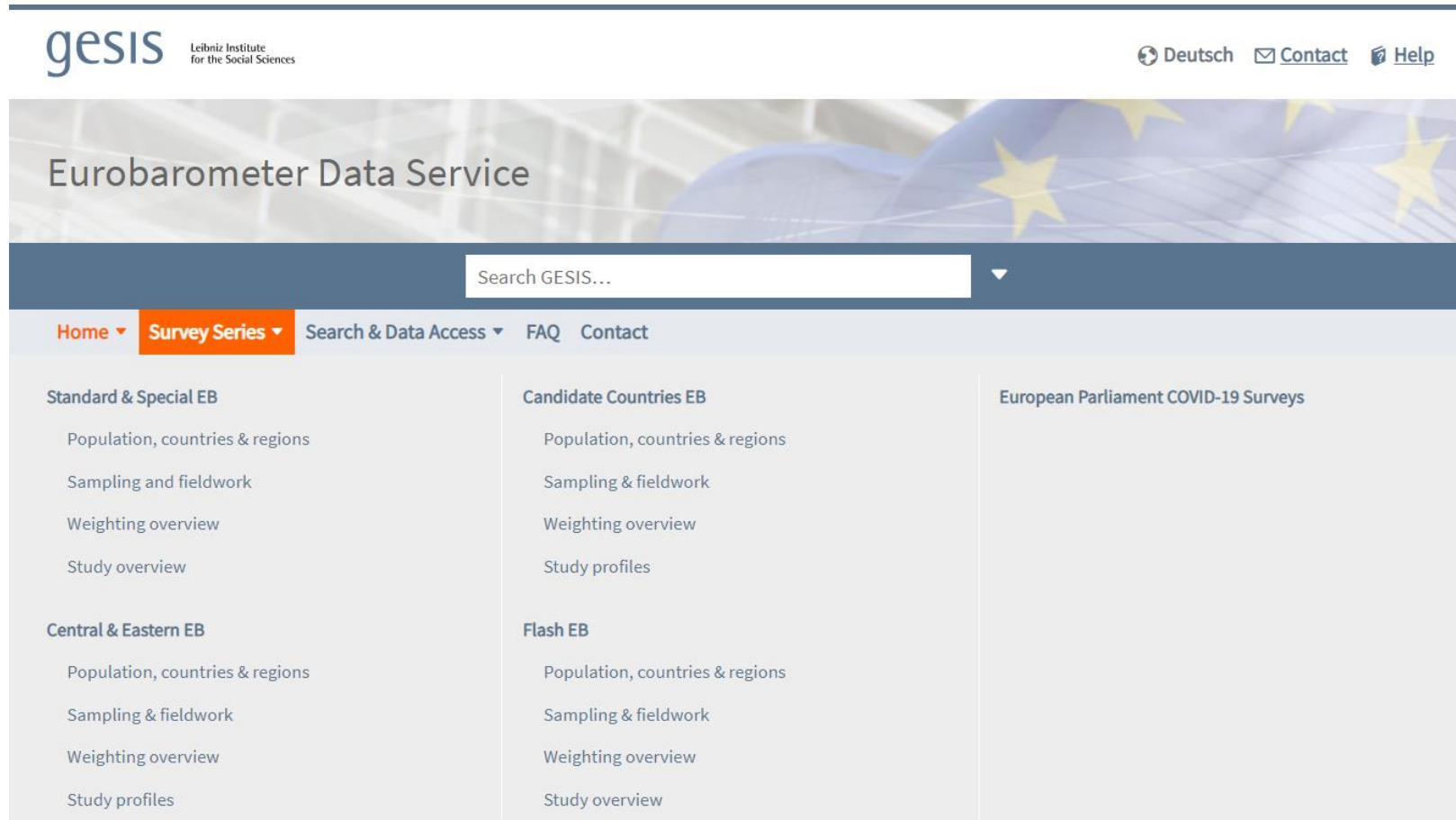
Publisher

Name: European Parliament
Homepage:
<https://www.europarl.europa.eu>

Contact Points

E-Mail: Eurobarometer@ec.europa.eu
Address: Rue de La Loi, 56, Brussels
URL:
<https://europa.eu/eurobarometer>

The Eurobarometer microsite at GESIS



The screenshot shows the Eurobarometer Data Service microsite. At the top left is the GESIS logo and name. At the top right are links for 'Deutsch', 'Contact', and 'Help'. The main header features the title 'Eurobarometer Data Service' over a background image of the European Union flag. Below the header is a search bar with the placeholder text 'Search GESIS...'. A navigation menu includes 'Home', 'Survey Series', 'Search & Data Access', 'FAQ', and 'Contact'. The main content area is divided into three columns: 'Standard & Special EB', 'Candidate Countries EB', and 'European Parliament COVID-19 Surveys'. Each column lists sub-topics such as 'Population, countries & regions', 'Sampling and fieldwork', 'Weighting overview', and 'Study overview'. The 'Flash EB' section is also visible under the 'Candidate Countries EB' column.

The Eurobarometer microsite at GESIS

Home ▾ **Survey Series** ▾ Search & Data Access ▾ FAQ Contact

You are here: [Eurobarometer Data Service](#) ▶ [Survey Series](#) ▶ [Standard & Special EB](#) ▶ [Study overview](#) ▾

Standard & Special EB Study Profiles

The Eurobarometer surveys are named and identified by a continuous main wave number and dot-separated sub-numbers for each individual survey, if additional special (multi-)topical surveys were conducted. Please note that the consecutive numbering of the special topic reports is independent from the numbering of the corresponding individual survey.

Usually only one survey per wave includes the standard and trend module with focus on general European Unification issues on behalf of the EC-DG Communication. The Standard Eurobarometer are not identified by a particular dot-separated survey sub-number.

- [Overview of Standard Eurobarometer](#) (141 kB)
- [Overview linking the Eurobarometer report titles and corresponding surveys](#) (91 kB)
- Overview of countries, fieldwork dates/institutes, sample sizes and lowest available NUTS regions in all Standard, Special and Candidate Countries EB
[\[EXCEL file \(281 kB\)\]](#)

Please select here

[Eurobarometer 97.5 ZA 7902 June-July 2022](#)

[Eurobarometer 97.3 ZA 7888 April-May 2022](#)

[Eurobarometer 97.2 ZA 7887 March-April 2022](#)

[Eurobarometer 97.1 ZA 7886 Feb-March 2022](#)

[Eurobarometer 96.3 ZA 7848 Jan-Feb 2022](#)

[Eurobarometer 96.2 ZA 7847 Nov-Dec 2021](#)

[Eurobarometer 96.1 ZA 7846 Sep-Oct 2021](#)

[Eurobarometer 95.3 ZA 7783 June-July 2021](#)

[Eurobarometer 95.2 ZA 7782 April-May 2021](#)

[Eurobarometer 95.1 ZA 7781 Mar-Apr 2021](#)

[Eurobarometer 94.3 ZA 7780 Feb-March 2021](#)

[Eurobarometer 94.2 ZA 7750 Nov-Dec 2020](#)

[Eurobarometer 94.1 ZA 7749 Oct-Nov 2020](#)

The Eurobarometer microsite at GESIS

[Home](#) ▾ [Survey Series](#) ▾ [Search & Data Access](#) ▾ [FAQ](#) [Contact](#)

You are here: [Eurobarometer Data Service](#) ▶ [Home](#) ▶ [Publications](#)

Survey results and related publications

Eurobarometer results are published by the European Commission in terms of **reports and comprehensive volumes of tables**. In addition the re-use of Eurobarometer microdata in the Social Sciences results in a broad and ever-growing **research bibliography**. Occasionally Eurobarometer results are analysed and presented by the [Social Indicators Information Service](#) (ISI), a GESIS publication series.



▲ Eurobarometer bibliography

This bibliography of publications using or presenting Eurobarometer data is continuously compiled in the context of the GESIS library acquisition procedure, complemented by feedback from users of GESIS archive resources (see below) and our own searches. The bibliography can be accessed [here](#) within the GESIS search interface. We also offer the following download options:

- [PDF Version](#) (1.39 MB)
- [EndNote Version](#) (3.50 MB)
- [BibTex Version](#) (4.75 MB)

The Eurobarometer microsite at GESIS

Home ▾ Survey Series ▾ Search & Data Access ▾ FAQ Contact

You are here: [Eurobarometer Data Service](#) ▶ [Search & Data Access](#) ▶ [EB trends & trend files](#) ▾

Eurobarometer trends and trend files

A large number of questions asked in standard Eurobarometer surveys have been replicated more or less regularly over time. They refer to European Union topics (e.g. attitudes towards the European unification, EU institutions and policies) and to general socio-cultural or socio-political orientations (e.g. political participation, trust in institutions, cultural identity, ...). They are complemented by standard demographics referring to the respondent, the household and to the locality.

For some indicators the number of measurement points from the early seventies until recently adds up to - for example - over 70 measures for "satisfaction with democracy performance" or even some 100 measures for "general life satisfaction". A detailed continuity guide documents selected Standard Eurobarometer trend questions and their appearance over time:

- [Main Eurobarometer trends](#)

▲ Cumulative trend files

- [Mannheim Eurobarometer Trend File 1970-2002](#) - cumulative dataset based on selected major trends
- [Central & Eastern Eurobarometer 1990-1997](#) - cumulative dataset based on the complete survey series
- [Public Understanding of Science in Europe 1989-2005](#) - cumulative dataset based on five Eurobarometer waves
- [European Election Studies](#) - cumulative datasets with relevant questions from Eurobarometer surveys in the context the Elections to European Parliament
- [Harmonized Eurobarometer 2004-2021](#) - cumulative dataset based on multiple surveys focusing on a variety of political and policy-related issues

The Eurobarometer microsite at GESIS

Home ▾ Survey Series ▾ Search & Data Access ▾ FAQ Contact

You are here: [Eurobarometer Data Service](#) ▶ [Search & Data Access](#) ▶ [EB trends & trend files](#) ▶ [List of trends](#) ▾

Main Eurobarometer trends

This **continuity guide** is listing selected main trend questions mainly from the Standard Eurobarometer. The detailed trend lists cover tabular overviews of occurrence (survey number, fieldwork date, question/variable identification) as well as a detailed documentation of question texts and possible modifications in question wording and/or answer categories over time.

Please notice that detailed continuity documentation is only available for linked trend entries. Trends included in the Mannheim Eurobarometer Trend File are marked by ▶

Select a trend from the following main groups:

- ▼ General topics
- ▲ EU-Topics
 - European Unification
 - Att. tw. European unification ▶
 - [Membership good/bad](#) ▶
 - [Membership country benefit](#) ▶
 - Regret EC/EU scrap ▶

The Eurobarometer microsite at GESIS

Home ▾ Survey Series ▾ Search & Data Access ▾ FAQ Contact

You are here: [Eurobarometer Data Service](#) ▶ [Search & Data Access](#) ▶ [EB trends & trend files](#) ▶ [List of trends](#) ▾

Main Eurobarometer trends

This **continuity guide** is listing selected main trend questions mainly from the Standard Eurobarometer. The detailed trend lists cover tabular overviews of occurrence (survey number, fieldwork date, question/variable identification) as well as a detailed documentation of question texts and possible modifications in question wording and/or answer categories over time.

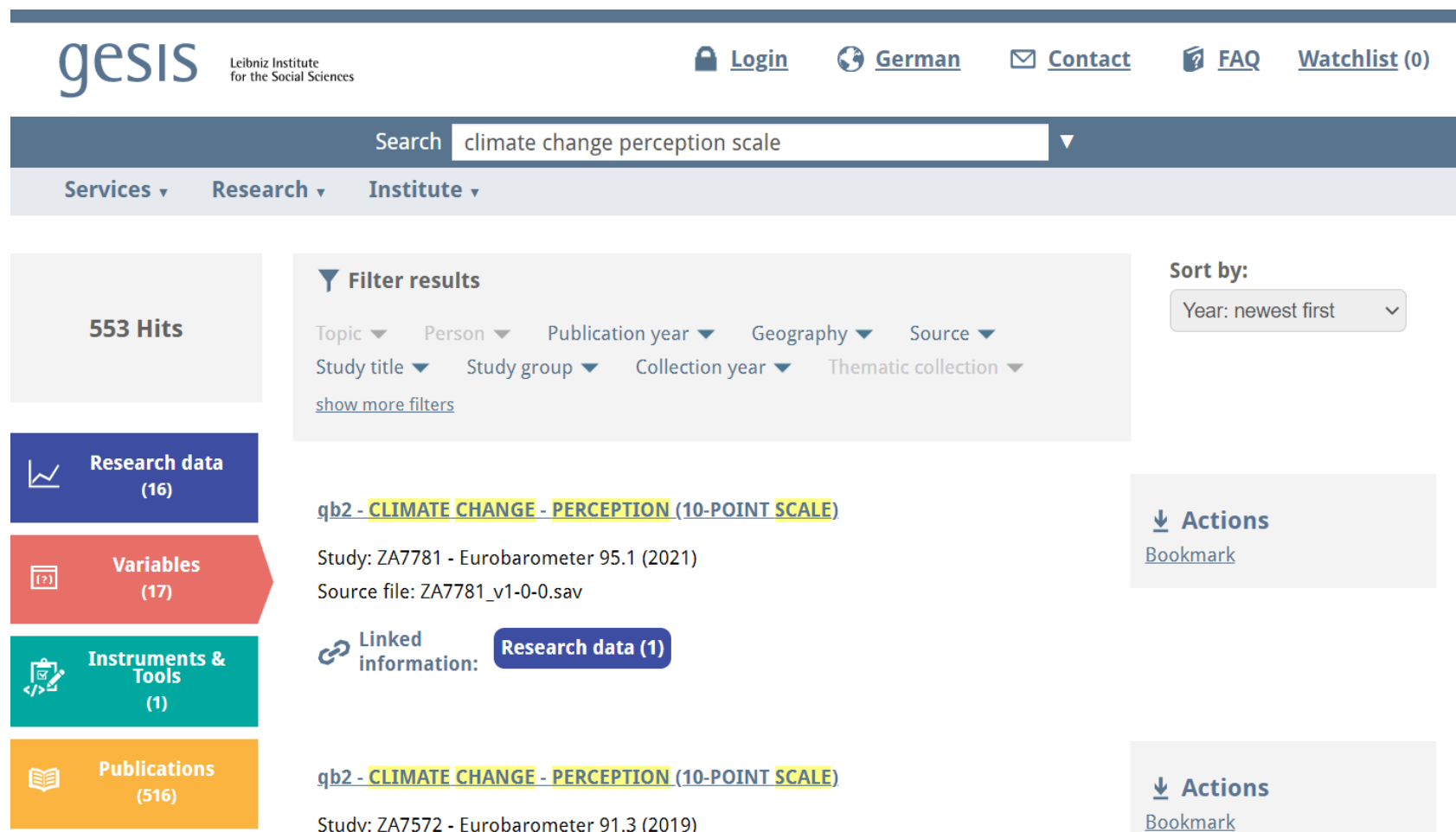
Please notice that detailed continuity documentation is only available for linked trend entries. Trends included in the Mannheim Eurobarometer Trend File are marked by ▶

Select a trend from the following main groups:

- ▾ General topics
- ▲ EU-Topics
 - European Unification**
 - Att. tw. European unification ▶
 - [Membership good/bad](#) ▶
 - [Membership country benefit](#) ▶
 - Regret EC/EU scrap ▶

7484	90.1	9	2018	QA15
7561	91.1	2-3	2019	QA11
7576	91.5	6-7	2019	QF1
7580	92.2	10	2019	QB12
7749	94.1	10-11	2020	QA26
7750	94.2	11-12	2020	QA9
7846	96.1	9-10	2021	D21
7902	96.2	11-12	2021	QA7
7888	97.3	4-5	2022	QA7

Searching for EB variables in the GESIS search



The screenshot shows the GESIS search interface. At the top, the GESIS logo and navigation links (Login, German, Contact, FAQ, Watchlist) are visible. A search bar contains the query 'climate change perception scale'. Below the search bar, there are navigation tabs for Services, Research, and Institute. On the left side, a sidebar displays the search results: 553 Hits, with categories for Research data (16), Variables (17), Instruments & Tools (1), and Publications (516). The main content area shows a 'Filter results' section with various filters (Topic, Person, Publication year, Geography, Source, Study title, Study group, Collection year, Thematic collection) and a 'Sort by' dropdown set to 'Year: newest first'. Two search results are displayed, both for the variable 'qb2 - CLIMATE CHANGE - PERCEPTION (10-POINT SCALE)'. The first result is from Study ZA7781 - Eurobarometer 95.1 (2021), with source file ZA7781_v1-0-0.sav, and is linked to 'Research data (1)'. The second result is from Study ZA7572 - Eurobarometer 91.3 (2019). Each result has an 'Actions' button with a 'Bookmark' option.

Data Linking Potentials

To link data to the Eurobarometer: Aggregate data

- Three Dimensions: Countries, regions, time, i.e. up to four levels of analysis possible
- Regions in the Eurobarometer: NUTS (*Nomenclature des unités territoriales statistiques*), ca 230 units for the EU27

→ Facilitates longitudinal investigations on the macro levels (e.g. fixed-effects approaches using country dummies)

Data Linking Potentials

Linked or linkable data based on or including the Standard and Special Eurobarometers:

- ONbound Project:

<https://www.gesis.org/en/services/processing-and-analyzing-data/data-harmonization/onbound>

- Substantive focus on national and religious identity
- Aids harmonization of different micro- and macro-level data sources
- Wizard offline externally; Contact [onbound\(at\)gesis\(dot\)org](mailto:onbound(at)gesis(dot)org) for script generation

- EU Open Data Portal: <https://data.europa.eu/data/datasets>

- Provides access to aggregate Excel data for all published Eurobarometer surveys on a per-survey basis
- Selected trend Excel files: <https://europa.eu/eurobarometer/about/other>

Literature

- Commission of the European Communities. 1974. "Euro-Barometer 1". Brussels.
- Minkus, Lara, Emanuel Deutschmann, and Jan Delhey. 2019. "A Trump effect on the EU's popularity? The US Presidential Election as a Natural Experiment." *Perspectives on Politics* 17.2: 399-416.
<https://doi.org/10.1017/S1537592718003262>
- Sandu, Dumitru. 2023. "Contextualising planned behaviours to the vaccination against COVID-19 in the European Union." *International Sociology* 38.1: 22-45. <https://doi.org/10.1177/02685809221137783>

Thank you for participating!

Expert contact & GESIS consulting



Contact: you can reach the speaker/s via e-mail:

boris.heizmann@gesis.org

or

eurobarometer-dataservice@gesis.org

GESIS Consulting: GESIS offers individual consulting in a number of areas – including survey design & methodology, data archiving, digital behavioral data & computational social science – and across the research data cycle.

Please visit our website www.gesis.org for more [detailed information](#) on available services and terms.

Upcoming talks

- Please visit our meet-the-experts website:
 - <https://www.gesis.org/en/services/sharing-knowledge/consulting-and-guidelines/meet-the-experts>

Thank you for participating!